

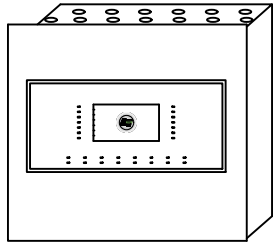
IT

- collegare la schermatura a terra in un solo punto (in centrale)
- la schermatura deve essere continua su tutto il cavo
- i conduttori devono essere isolati dalla schermatura

EN

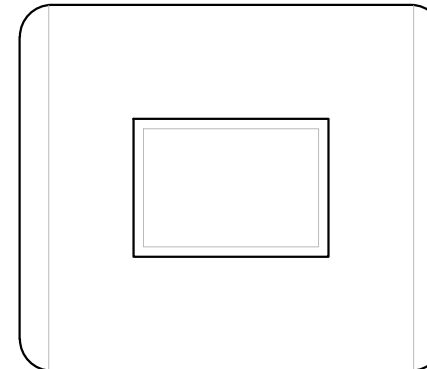
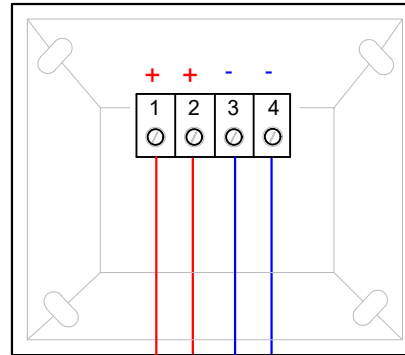
- connect the shielding to the ground at one point only (at the control panel)
- the shielding must be continuous on the entire cable
- the conductors must be isolated from the shielding

# ADDRESSABLE REMOTE INDICATOR CONNECTION CONNESSIONE RIPETITORE OTTICO INDIRIZZATO



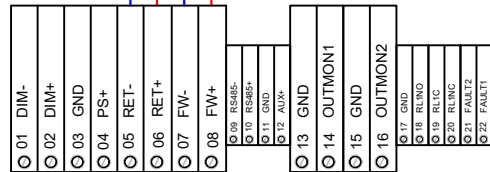
mod. FDFI500AD

vista frontale - front view - mod. FDFI500AD



twisted and shielded cable with two wires  
cavo twistato e schermato a due conduttori  
LSZH GR4 EN50200 CEI20-36/20-37

da dispositivi su loop  
from other devices on loop



CONNECTOR on CARD TD595  
CONNETTORE su SCHEDA TD595

Loop -  
Loop +

Distances with detectors, modules I/O or call points (max 240 for loop)

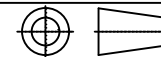
- 1250 mt. 2x0,5 mmq
- 1850 mt. 2x0,75 mmq
- 2500 mt. 2x1 mmq
- 3500 mt. 2x1,5 mmq
- 5000 mt. 2x2,5 mmq

For addressable sounder or wireless receivers the distance depends on the quantity of devices.

Distanze con sensori, moduli I/O o pulsanti (max 240 per loop)

- 1250 mt. 2x0,5 mmq
- 1850 mt. 2x0,75 mmq
- 2500 mt. 2x1 mmq
- 3500 mt. 2x1,5 mmq
- 5000 mt. 2x2,5 mmq

Per sirene indirizzate o ricevitori via radio la distanza viene dimensionata in funzione del numero di dispositivi.



MOD. MINIONE  
mod. FDFI500AD



**TELEDATA**®

20132 MILANO - Via Giulietti, 8  
Tel. +39 02-2592795 +39 02-27201352 Fax +39 02-2593704

N°014\_at FAMILY: FIRE SYSTEM TYPE: ADDRESSABLE INDICATOR